

Fast Tracks Tie Template

O Scale No. 10 Turnout

Produced To NMRA Standards
Version 1.00

Printing Instructions

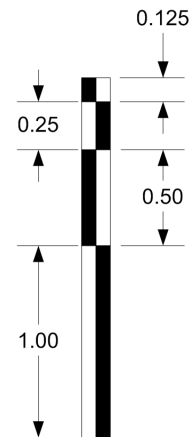
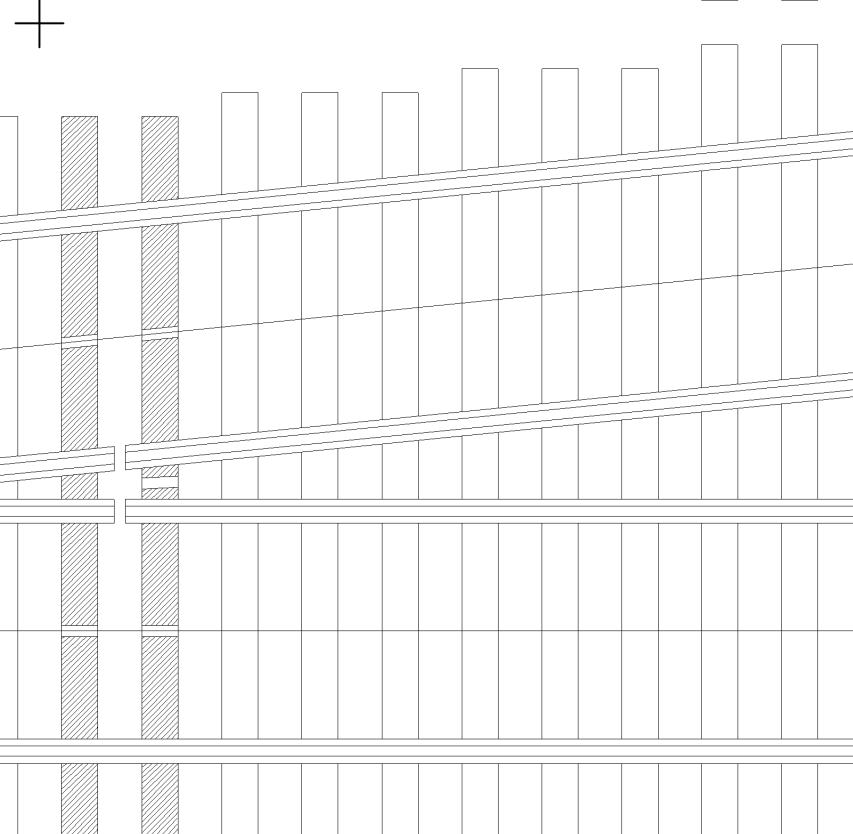
- Select the Print option in the Adobe toolbar.
- Be sure that all page scaling, fitting or cropping options in the Adobe print options box are turned off.
- Setup your printer to print in B&W or Greyscale with the highest possible quality setting.
- **Select 8.5 X 11 (Letter) paper.**
- Be sure that your printer is set to print full size with no page scaling, fitting or cropping.
- Print all the sheets, align them using the registration marks and tape together.

Important Notes

This template has been designed to aid in the placement of ties for your Fast Tracks built trackwork. The location of the rails is purely for aesthetic purposes and is not intended to imply the correct or accurate placement of rail.

This template is only intended to help you place your ties on your layout and should not be considered to be representative of the accuracy of our Fast Tracks assembly fixtures. All Fast Tracks fixtures are precision machined to your exact specifications and selected standard.

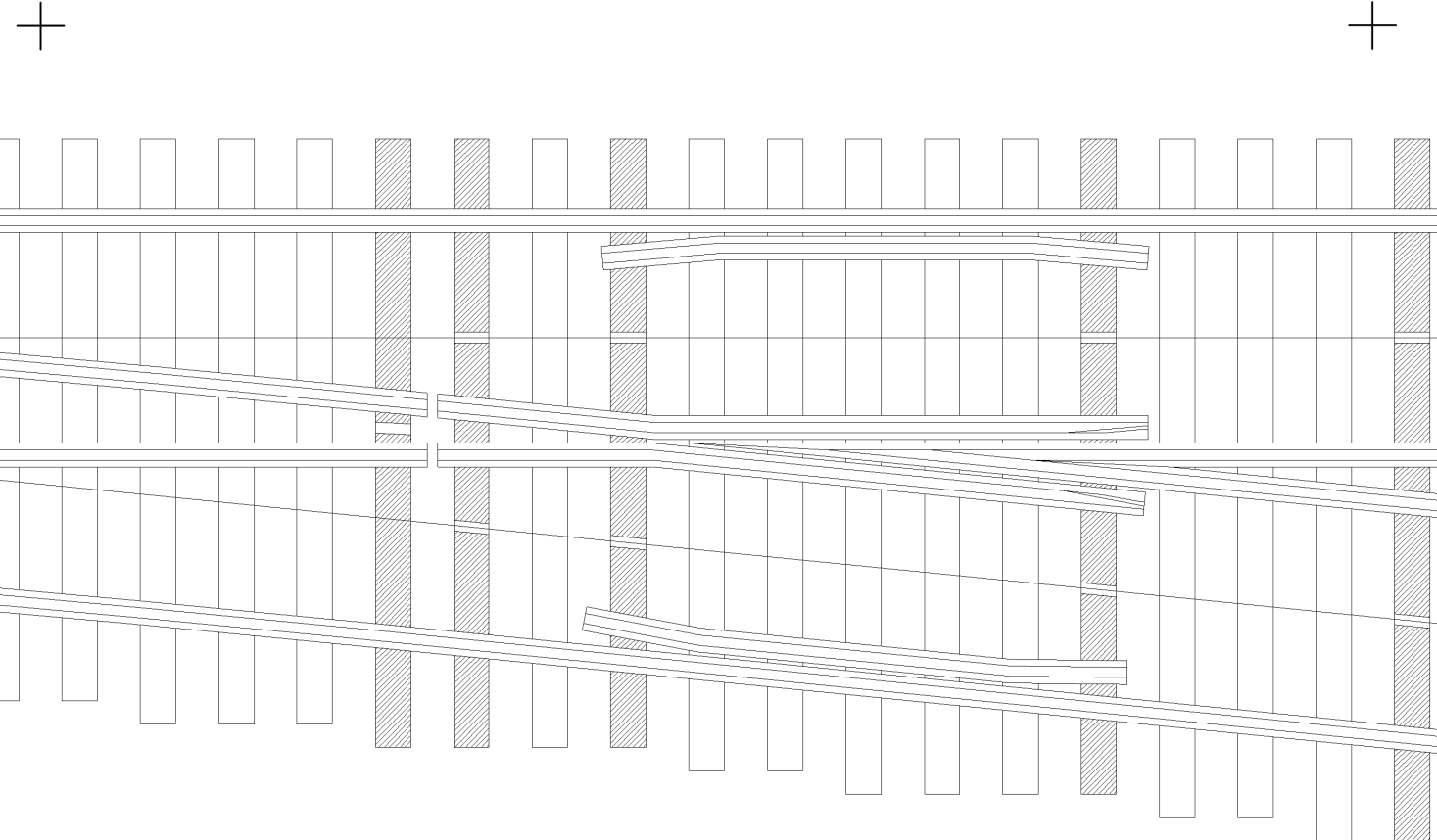
We are constantly reviewing and improving our templates. Always be sure that you are using the most recent version of this template by visiting our website.



Confirm that the template is printed at the correct size by measuring the above scale with a ruler or vernier caliper. If the size of the scale is not correct, then check your printing settings to be sure that all scaling and fitting functions have been turned off.

Shaded ties are PCB ties.

DISCLAIMER: While we have made every effort to ensure that this template is accurate, we cannot guarantee it to be 100% free from errors or inaccuracies. This template is provided "as is" without warranty of any kind, either expressed or implied. TIM WARRIS & ONLINE INFORMATION & SUPPLY INC. NOR ANY OF THEIR EMPLOYEES SHALL NOT BE LIABLE FOR ANY DAMAGES INCLUDING, BUT NOT LIMITED TO, DIRECT, INDIRECT, SPECIAL, INCIDENTAL OR CONSEQUENTIAL DAMAGES OR OTHER LOSSES ARISING OUT OF THE USE OF OR INABILITY TO USE THIS TEMPLATE. Of course, if errors are discovered, we certainly do appreciate it if you bring them to our attention.



For a complete selection of printable
templates, visit us on the web at
www.handlaidtrack.com

This drawing may be reproduced for non-commercial use only.

Copyright © 2003 Tim Warris
All Rights Reserved

