


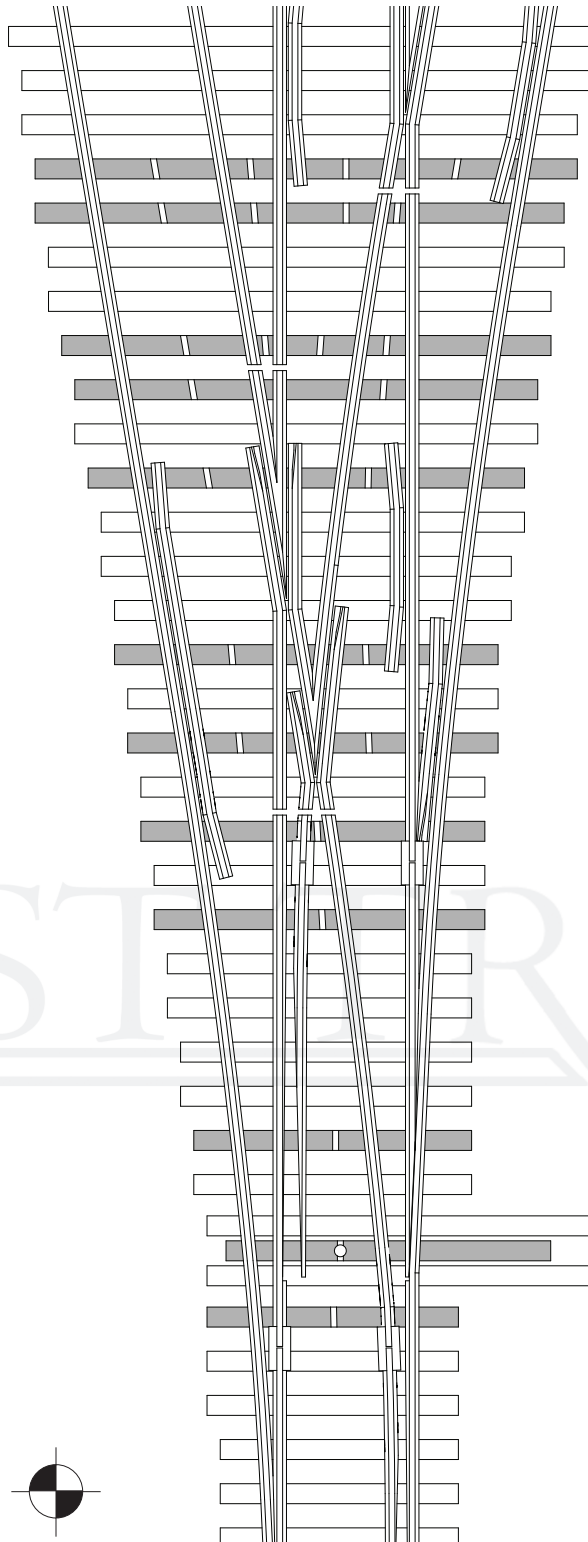
FAST TRACKS TEMPLATE			
Scale		Size	
HO		#6	
Outside Radius	Inside Radius		
Produced Using NMRA RP's & Standards		Mar 2008	V 2.00
Printing Instructions: - Select the Print option in the Adobe toolbar. - Be sure that all page scaling, and fitting options are turned off. - Setup your printer to use the highest possible quality settings. - Select 8-1/2" X 11" (Letter) paper in landscape mode. - Confirm that the template has been printed at the correct size by measuring the scale with a ruler or vernier caliper. - If the template is printed on multiple pages, use the targets to align the pages and fasten them together.			
Notes: 1. The location of the rails is for reference only and should not be used for the placement of rail. 2. We are always updating and refining our printable tie templates. Always be sure that you are using the most recent version. 3. For a complete selection of up-to-date templates, visit us on the web at www.handlaidtrack.com . 4. Shaded ties indicate the location of the PC Board ties. 5. Gaps that are needed for DC and DCC compatibility are indicated with a blank area on the shaded ties and rails.			
<small>DISCLAIMER: While we have made every effort to ensure that this template is accurate, we cannot guarantee it to be 100% free from errors or inaccuracies. This template is provided "as is" without warranty of any kind, either expressed or implied. FAST TRACKS & QUADICA DEVELOPMENTS INC, NOR ANY OF THEIR EMPLOYEES SHALL NOT BE LIABLE FOR ANY DAMAGES INCLUDING, BUT NOT LIMITED TO, DIRECT, INDIRECT, SPECIAL, INCIDENTAL OR CONSEQUENTIAL DAMAGES OR OTHER LOSSES ARISING OUT OF THE USE OF OR INABILITY TO USE THIS TEMPLATE. Of course, if errors are discovered, we certainly do appreciate it if you bring them to our attention.</small>			

Purchase all of the tools & supplies that you need to build this trackwork at www.handlaidtrack.com or call us toll free at 1-888-252-3895

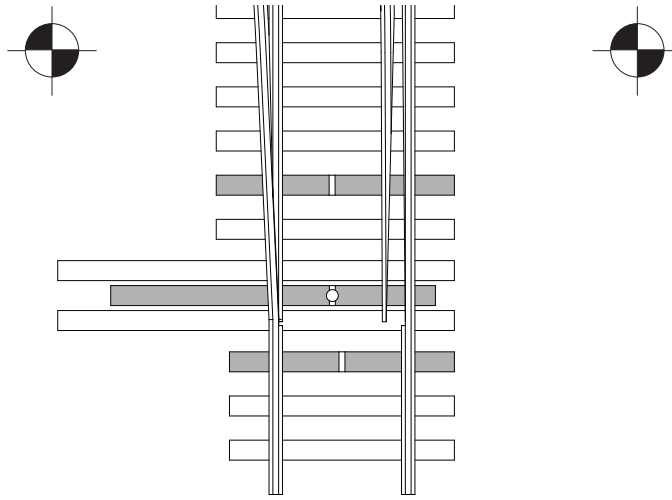


Detailed Specifications			
Default Turnout Length	13.5" (343 mm)	Tie Size (Scale)	L - 1.17" (29.7 mm)
Minimum Turnout Length	10.5" (267 mm)		W - 0.1" (2.6 mm)
Diverging Route Angle	9.46 (Decimal)	Tie Size (Actual)	H - 0.08" (2 mm)
	9° / 27' / 36" (D/M/S)		L - 8.5' (2591 mm)
Diverging Route Radius	1:6 (Ratio)		W - 9" (229 mm)
	43"		H - 7" (178 mm)
Tie Spacing	20" (508 mm)	Secondary Frog Angle	15.7°
Track Gauge	0.66" (16.8 mm)	Substitution Radius	NA
Track Spacing	NA	These specifications are subject to change or correction.	
<small>This template is intended to help the modeler layout and position the completed turnout on their layout. Rail and PC Board tie positioning is an accurate reflection of turnouts built in Fast Tracks Assembly Fixtures, however the positioning of the wood ties may not be exactly as shown.</small>			





FASTER RACKS



FAST TRACKS

